

# Implementation

First Class Supersonic Phonic Friends Teaching

The Basics 2 and 3 Alliteration Spelling Actions

"We hear the sounds in our words really well, we look at our logs to see and spell!"

## The Basics 2





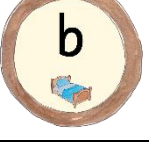

	s, s, s... squishy strawberry	s, s, s...holding strawberry in between thumb and fore finger squishing a strawberry
	a, a, a ... amazing apple	a, a, a... holding apple to mouth as if going to bite
	t, t, t... terrific tiger	t, t, t... right left right both hands pretending to growl like a tiger
	p, p, p... perfect panda	p, p, p... high 5 hands - right, left, right then stroke left hand
	i, i, i... in the igloo	i, i, i... hands pointing up then use both hands to point to middle
	n, n, n... naughty nose	n, n, n... tap your nose
	m, m, m... marvellous mouse	m, m, m... use one hand like a mouse creeping up arm
	d, d, d... dangerous digger	d, d, d... pretend to be driving a digger
	g, g, g... groovy glasses	g, g, g... use hands to make glasses over eyes
	o, o, o... Olly octopus	o, o, o... wave arms up and down at the side of you like an octopus

# Implementation

First Class Supersonic Phonic Friends Teaching

The Basics 2 and 3 Alliteration Spelling Actions

"We hear the sounds in our words really well, we look at our logs to see and spell!"




	c, c, c... crazy cake	c, c, c... crazy fingers at side of head and then hold the cake
	k, k, k... kind king	k, k, k... put a crown on head
	ck, ck, ck... pick a sock	ck, ck, ck... pretend to pick up a sock with finger and thumb
	e, e, e... excellent elephant	e, e, e... hold arm to nose (like a trunk) and sway from side to side
	u, u, u... under the umbrella	u, u, u... hold umbrella up
	r, r, r... rapid rocket	r, r, r... two hands whoosh up
	h, h, h... happy hedgehog	h, h, h... smiley face and drawing smile with fingers
	b, b, b... bouncy bed	b, b, b... two fingers on hand bouncing up and down
	f, f, f... freckled frog	f, f, f... wiggly fingers near face
	l, l, l... Listen with Len	l, l, l... hands on head as Len's ears

# Implementation







First Class Supersonic Phonic Friends Teaching

The Basics 2 and 3 Alliteration Spelling Actions

"We hear the sounds in our words really well, we look at our logs to see and spell!"

	<p>ll, ll, ll... call the bell</p>	<p>ll, ll, ll... pretend to ring the bell with hand</p>
	<p>ff, ff, ff... huff and puff</p>	<p>ff, ff, ff... use hands to cup mouth either side for a huff and a puff</p>
	<p>ss, ss, ss... a fuss and a mess</p>	<p>ss, ss, ss... move hands around in circles then 'absolute nonsense' action</p>

## The Basics 3

	<p>j, j, j... juicy jam</p>	<p>j, j, j... spreading jam on hand (as toast)</p>
	<p>v, v, v... vanishing van</p>	<p>v, v, v ...two hands driving with large steering wheel</p>
	<p>w, w, w... wonderful web</p>	<p>w, w, w... spider climbing to top of head then use hands to make a web (jazz hands)</p>
	<p>x, x, x... mix up six</p>	<p>x, x, x... mix with hand and then show 6 fingers</p>
	<p>y, y, y... yell, yes yes</p>	<p>y, y, y... hands to mouth and nodding</p>
	<p>z, z, z... zig and zag</p>	<p>z, z, z... zap with a wand in a zig zag action</p>

# Implementation

First Class Supersonic Phonic Friends Teaching

The Basics 2 and 3 Alliteration Spelling Actions

"We hear the sounds in our words really well, we look at our logs to see and spell!"

 <p>zz</p>	zz, zz, zz... buzzy buzz	zz, zz, zz... finger and thumb together buzzing in sky
 <p>qu</p>	qu, qu, qu... quack quack	qu, qu, qu... hand to open and shut like duck quacking
 <p>ch</p>	ch, ch, ch... cheeky chick	ch, ch, ch... bent arms opening and shutting like wings flapping
 <p>sh</p>	sh, sh, sh... shush and shout	sh, sh, sh... finger to lip to show quiet and then hands to cusp mouth pretending to shout
 <p>th</p>	th, th, th... thick or thin	th, th, th... use hands to show hands wide apart for thick and hands closer together for thin
 <p>ng</p>	ng, ng, ng... sing with a king	ng, ng, ng... sing action cussing mouth and then put a crown on head
 <p>ai</p>	ai, ai, ai... train in the rain	ai, ai, ai... both arms out to make a train chugging and then rain down with fingers
 <p>ee</p>	ee, ee, ee... eat the sweet	ee, ee, ee... opening sweet wrapper and put in mouth
 <p>igh</p>	igh, igh, igh... light at night	igh, igh, igh... use hands to make a circle moon shape and point up to sky
 <p>oa</p>	oa, oa, oa... foam the soap	oa, oa, oa... pretend to wash hands
 <p>oo</p>	oo, oo, oo... zoom to the moon	oo, oo, oo... use pointing finger to zoom upwards towards sky

# Implementation

First Class Supersonic Phonic Friends Teaching

The Basics 2 and 3 Alliteration Spelling Actions

"We hear the sounds in our words really well, we look at our logs to see and spell!"

 <p>oo</p>	<p>oo, oo, oo... a cook book</p>	<p>oo, oo, oo... hands out like a book and head move like reading a book</p>
 <p>ar</p>	<p>ar, ar, ar... go far in the car</p>	<p>ar, ar, ar... small steering wheel driving car and pointing far</p>
 <p>or</p>	<p>or, or, or... corn corn corn</p>	<p>or, or, or... pretend to eat the corn</p>
 <p>ur</p>	<p>ur, ur, ur... turn and surf</p>	<p>ur, ur, ur... hands to side pretending to balance and turn on waves on a surfboard</p>
 <p>ow</p>	<p>ow, ow, ow... frown down</p>	<p>ow, ow, ow... do a frown, looking sad use fingers to show sad face</p>
 <p>oi</p>	<p>oi, oi, oi... coin in the soil</p>	<p>oi, oi, oi... use finger to make a circle (for coin) and your other hand to make a pot with a fist</p>
 <p>er</p>	<p>er, er, er... answer a letter</p>	<p>er, er, er... writing a letter on hand</p>
 <p>ure</p>	<p>ure, ure, ure... a sure cure</p>	<p>ure, ure, ure... rub your arm</p>
 <p>ear</p>	<p>ear, ear, ear... hear with your ear</p>	<p>ear, ear, ear... use hand to cusp around ear</p>
 <p>air</p>	<p>air, air, air... hair on the chair</p>	<p>air, air, air... hands out to side and wiggle fingers down</p>